

DHI-KTP01L

IP Villa Outdoor Station & Indoor Monitor



Technical Specification

DHI-VTO2201F-P

System

Main Processor	Embedded processor
Operating System	Embedded Linux Operation System
Button Type	Mechanical
Interoperability	ONVIF; CGI
Network Protocol	RTSP;RTMP;HTTP/HTTPS;DNS; UPnP;RTP;SIP;SSH; ONVIF ;P2P

Basic

Camera	1/2.9" 2MP CMOS Low Illumination HD Colorful Camera
Field of View	Horizontal: 140°; vertical: 79.6; diagonal:159°
Focal Length	2.0 mm
WDR	120 dB
Noise Reduction	3D DNR
Video Compression	H.265
Video Resolution	50Hz: Main Stream (720P@25 fps), sub stream (1080P@25 fps) 60Hz: Main Stream (720P@30 fps), sub stream (1080P@30 fps)
Video Frame Rate	25 fps
Video Bit Rate	256 Kbps to 8 Mbps
Light Compensation	Auto IR

IP Villa Door Station

- Anodized aluminum front panel
- CMOS low illumination 2MP HD colorful 140° camera
- Video intercom function
- Access control function that supports two locks
- Use the app to talk to visitors or unlock the door remotely on your phone.
- Surface mounted and flush mounted.
- PoE
- IK07&IP65

IP Indoor Monitor

- 7" TFT capacitive touch screen
- 6-channel alarm input and 1-channel alarm output
- Supports standard PoE
- SOS alarm
- Supports daisy chain topology

Switch

- Port1-4: 4 × RJ-45 10/100 M (PoE)
- Port 5: 1 × RJ-45 10/100 M (uplink)
- Supports guide rail mount.



Day/Night	Auto (ICR)
Audio Compression	G.711a; G.711u; PCM
Audio Input	1 channel
Audio Output	Built-in speaker
Audio Mode	2-way voice communication
Audio Enhancement	Echo suppression/digital noise reduction
Audio Bit Rate	16 KHz, 16 Bit
Status Indicator Light	3

Port

RS485	1
Alarm Output	1
Power Output	1-ch 12 VDC 100mA
Exit Button	1
Door Status Detection	1
Lock Control	1

DHI-KTPO1L

Network Port	One RJ45 10M/100M network port
General	
Appearance color	Silver
Power Supply	DC 24V 1A Standard PoE
Power Adapter	Optional
Installation	Flush/surface mount
Certifications	CE; FCC; UL
Product Dimensions	130 mm × 96 mm × 28.5 mm (5.12" × 3.78" × 1.12")
Protection	IK07; IP65
Operating Temperature	-30°C to +60°C (-22°F to 140°F)
Operating Humidity	10%–90% (RH, non-condensing)
Operating Altitude	0 m–3000 m
Power Consumption	≤ 8W
Net Weight	0.35 kg (0.77 lb)
Gross Weight	0.4 kg (0.88 lb)

DHI-VTH2421FW-P

System

Main Processor	Embedded processor
Operating System	Embedded Linux Operation System
Button Type	Touch keypad
Interoperability	ONVIF
Network Protocol	RTSP; RTP; SIP; DNS; SSH

Basic

Screen Type	Capacitive
Display Screen	7-inch TFT
Resolution	1024 × 600
Audio Compression	G.711a; G.711u; PCM
Audio Input	1
Audio Output	Built-in speaker
Audio Mode	2-way voice communication
Audio Enhancement	Echo suppression
Audio Bit Rate	16 KHz, 16 Bit
Communication Mode	IP KIT
Information Release	Supports viewing text announcement from the center (insert an SD card to receive and view pictures)
Leave Videos	Yes (SD card inserted in VTH is needed)
Storage	Extensible 64 GB Micro SD card

Port

RS-485	1
Alarm Input	6
Alarm Output	1
Power Output	1, 12V/100mA
Door Bell	Yes, reusing any alarm input port
Network Port	One 10 Mbps/100 Mbps Ethernet port

General

Casing	PC + ABS
Appearance color	White
Power Supply	DC12V 1A Standard PoE
Power Adapter	Optional
Installation	Surface mount
Certifications	CE; FCC; UL
Accessory	Bracket (standard) Alarm ribbon cable (standard)
Product Dimensions	189.0 mm × 130.0 mm × 26.9 mm (7.44" × 5.12" × 1.06")
Operating Temperature	-10°C to +55°C (14°F to 131°F)
Operating Humidity	10%–95% (RH, non-condensing)
Operating Altitude	0 m–3000 m
Power Consumption	Standby ≤ 2W, working ≤ 6W
Net Weight	0.388 kg (0.86 lb)
Gross Weight	0.74 kg (1.63 lb)

DH-PFS3005-4ET-36E

General

Network Port	Port1-4: 4 × RJ-45 10/100 M (PoE) Port 5: 1 × RJ-45 10/100 M (uplink)
Appearance color	Black
Power Supply	100–240 VAC
Power Adapter	Standard
Certifications	CE; FCC; UL
Product Dimensions	170 mm × 100 mm × 35 mm (6.69" × 3.94" × 1.38")
Operating Temperature	-10 °C to +55 °C (+14 °F to +131 °F)
Operating Humidity	10%–95% (RH), non-condensing
Operating Altitude	0–3000 m (0–9842.52 ft)
Net Weight	0.45 kg (0.99 lb)

Relevant Products

Dimensions (mm[inch])

DHI-KTP01L (S)



DHI-VTH2421FW-P



DHI-PFS3005-4ET-36E



DHI-VTO2201F-P



VTM115 (Surface mounted)

DHI-KTP01L (F)



DHI-VTH2421FW-P



DHI-PFS3005-4ET-36E



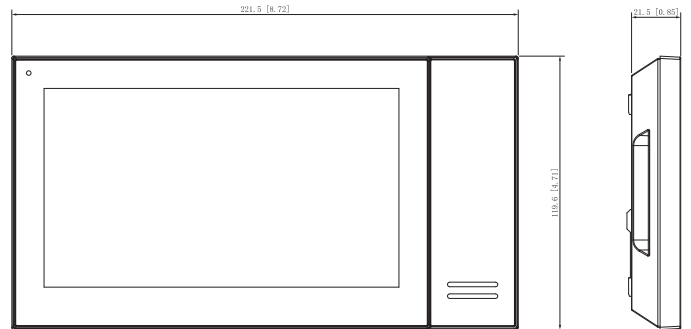
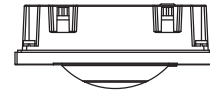
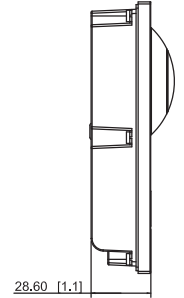
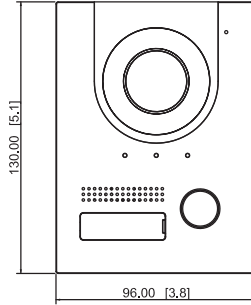
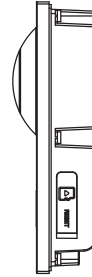
DHI-VTO2201F-P



VTM114
(Flush mounted, Front)



VTM114
(Flush mounted, Back)



Application

