

DH-PFM880

Outdoor 5G Wireless video transmission device (AP)



Antenna



Equipment

Features

- Support proprietary protocol TDMA; when the wireless devices open TDMA, other manufacturers will not be able to link them which ensure the system safety;
- TDMA protocol overcomes the inherent hidden nodes problem of 802.11, and makes the wireless products have the better performance in long-distance and point to multi-point;
- Working frequency support 5745~5825MHz(extended range: 4920~6100MHz);
- Support auto ranging function, real time display straight line distance between client and base station;
- Support flow control, effectively control base station/client input/output flow control;
- Support VLAN partition, realize virtual local network function, control broadcast storm;
- Support Web page and AC remote operations management and make the installation and maintenance be more convenient;
- PoE power supply, which supports international standard 802.3at and lets power supply be convenient and reliable;
- Built-in professional lightning protection technology, which supports 6KV port lightning protection ability to ensure that the poor working environment adaptability of outdoor and greatly reducing rate of lightning damage to equipment.

DH-PFM880

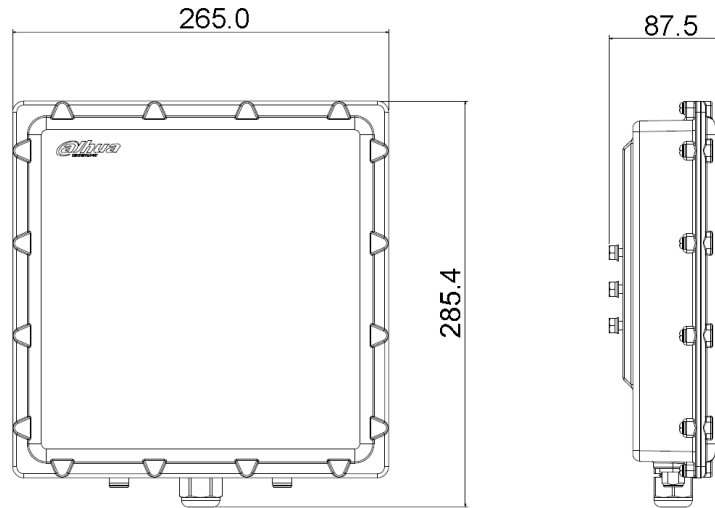
Specifications

Model	DH-PFM880
Wireless Features	
Wireless Standard	IEEE802.11 a/n
Working Frequency	5745~5825MHz(extended range: 4920~6100MHz)
Wireless Speed	300Mbps
Modulation Mode	OFDM
Antenna	External antenna: gain 16dBi
Output Power	30dBm (max)
Receiving Sensitivity	-74dBm@ 65Mbps, -96dBm@1Mbps
Transmission Distance	0-3Km
Wireless Direction Angle	Horizontal 90°, vertical 12°
Hardware	
Power	1*PoE RJ45(IN: 220V, OUT: 48V/0.5A)
Power Consumption	Max. 15W
Ethernet Port	1*LAN RJ45(1Gbps)
Working Temperature	-30°C~+70°C
Storage Temperature	-40°C~+80°C
Working Humidity	5%~95%RH(no condensation)
Equipment Dimension	265mm×265mm×87.5mm
Antenna Dimension	450mm×140mm×35mm
Equipment Weight	2.4Kg
Antenna Weight	1.26Kg
Protection Level	IP66
Software	
Encryption Type	WPA-PSK/WPA2/CCMP(AES)/TKIP
Network Mode	Route/Network Bridge
Working Mode	Access Point/Client/WDS AP/WDS client
Security Mechanism	IP/MAC address filtering, hide network name and etc.
Network Protocol	TCP/UDP/ARP/ICMP/DHCP/HTTP/NTP
TDMA Enhancement	Support(TDMA eliminate hidden nodes influence and greatly improve one-to-many performance)
Auto ACK Timing Adjustment	Support(Auto optimize parameter within long-distance communication and make the performance optimal)
Management and Log	NTP, Syslog, Telnet, AC, SNMP
Web Configuration Management	Support webpage configuration, AC remote management and SNMP management
Firmware Update	Support update by web page and AC remote upgrade
Bandwidth Flexible	5/10/20/40MHz

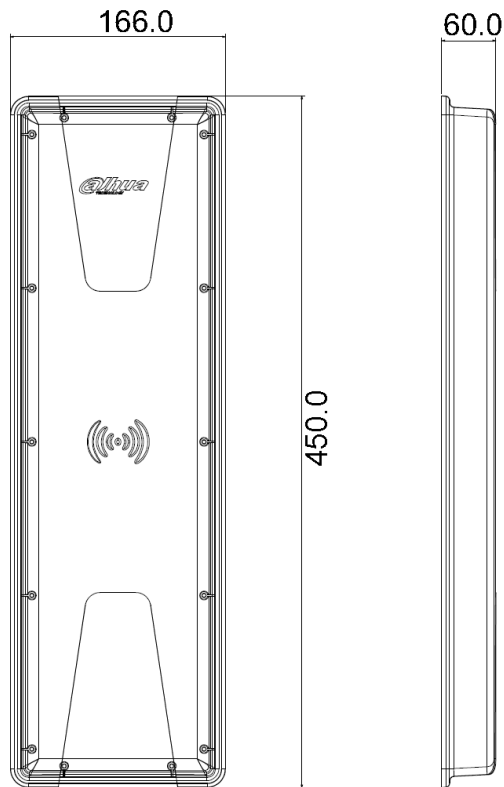
DH-PFM880

Configuration	
---------------	--

Dimensions (mm)



Equipment



Antenna

Application Scenarios

1. Safe towns, safe construction sites, safe scenic area and wireless HD video monitoring of the bus stations, etc.;

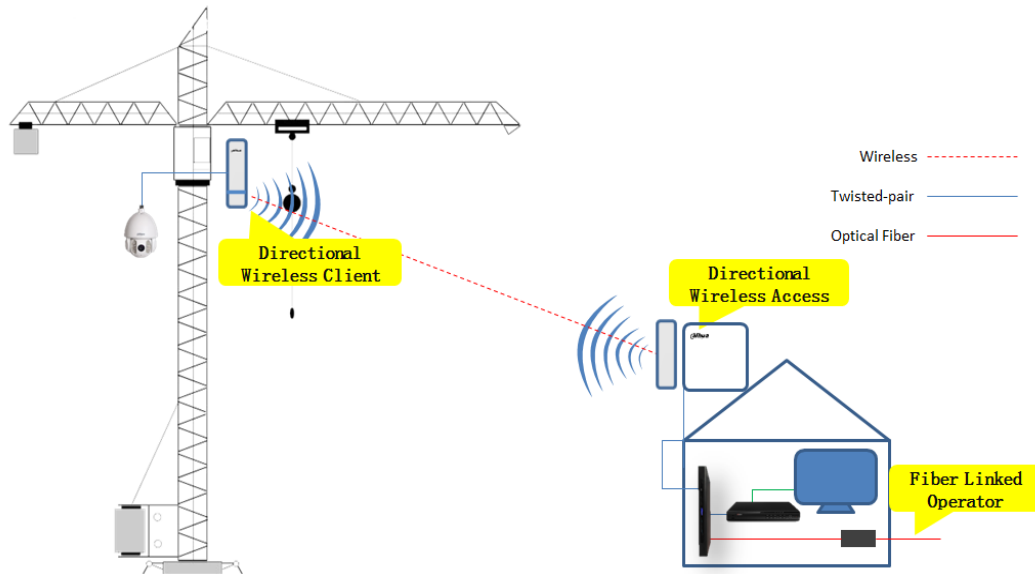
DH-PFM880

2. Playground, ranch, uptown crossroad, orchard, park and other no blocking scenarios.

Networking Mode

1. Point-to-Point Networking

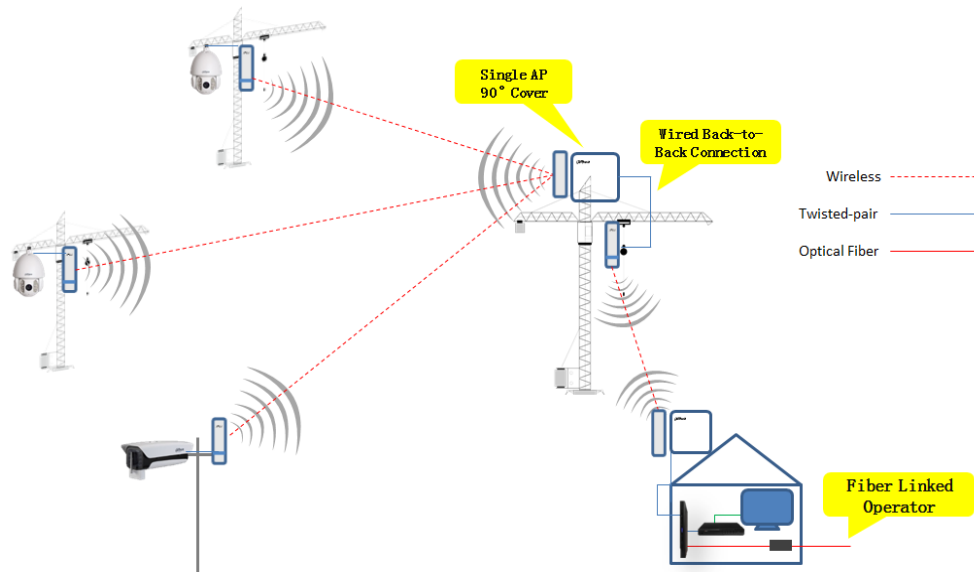
For point-to-point communication, generally a DH-PFM880 (or DH-PFM881) is set as access point, and the other DH-PFM881 is set as client, as demonstrated below.



2. Point-to-Multipoint Networking

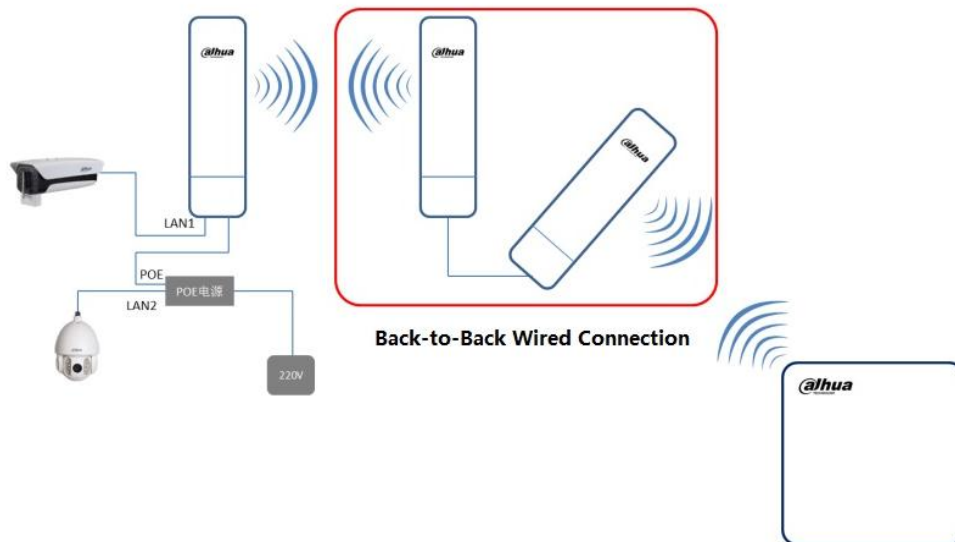
For point-to-multipoint communication, generally adopt DH-PFM880 as server, and it is set as access point (different "frequency/channel" should be set when there are several access points in order to prevent interference), DH-PFM881 (or DH-PFM880) is set as client, as demonstrated below.

DH-PFM880



3. Back-to-Back Angle Adjustment Network

For wireless coverage blind angle, cable connection for double devices is recommended, which can solve the problem of angle by adjusting two directions respectively; the back-to-back connection for double devices can also be applied to long-distance repeater, as demonstrated below.



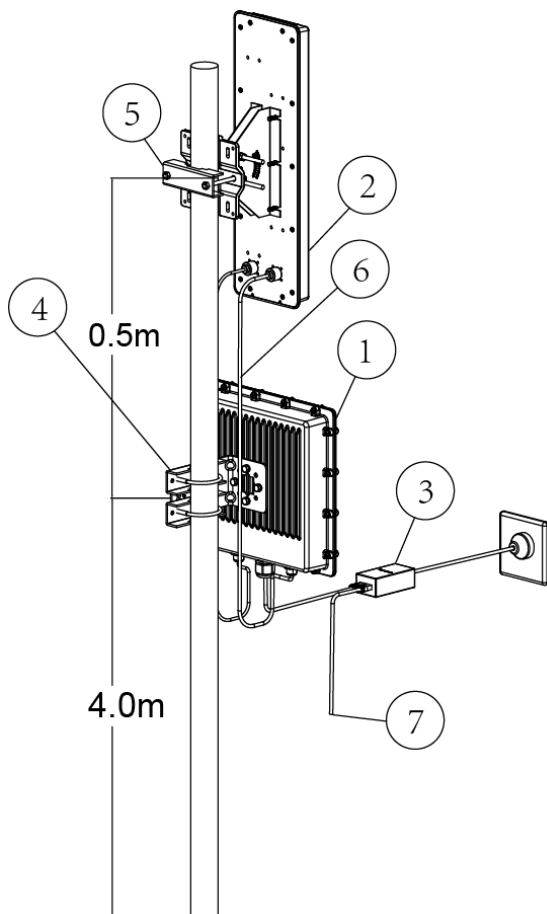
4. Integrated Wireless Coverage Networking

In the actual project, we may use point-to-point, point-to-multipoint, repeater between point-to-point, direction adjustment and several other ways of integrated application at the same, as demonstrated below.

DH-PFM880



Connection Mode



1. DH-PFM880 wireless equipment
2. Antenna
3. PoE power supply
4. Brackets of equipment
5. Brackets of antenna
6. Feeder. Used for connecting equipment and antenna
7. Network interface of PoE power supply. Used for connecting PC/camera.

Note:
The recommended installation height is 4m without barrier between two points. The actual installation height is determined by the installation environment.

DH-PFM880

Dahua Technology Co., Ltd.

1199 BinAn Road, Binjiang District, Hangzhou, China

Tel: +86-571-87688883

Fax: +86-571-87688815

Email: overseas@dahuatech.com

www.dahuasecurity.com

*Design and specifications are subject to change without notice.

© 2016 Dahua Technology Co., Ltd.